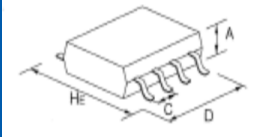
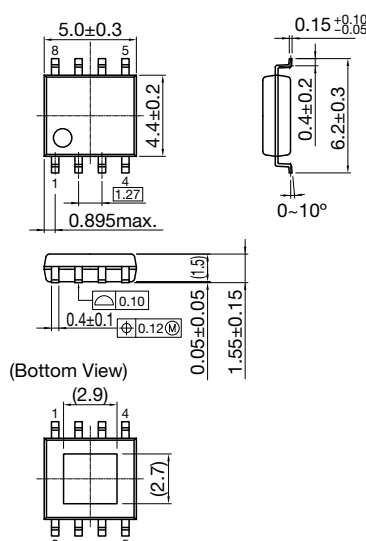
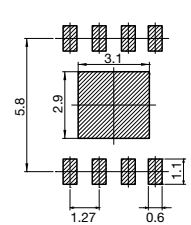
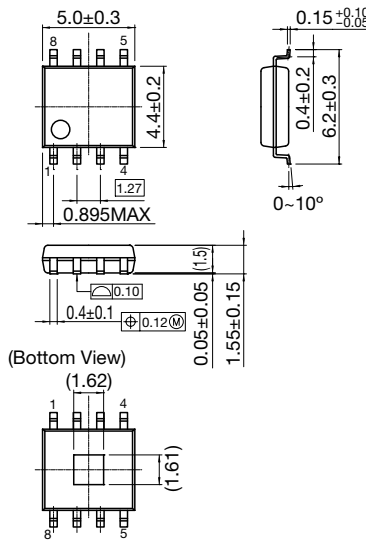
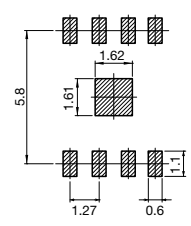


Package Line-up



Package Type	Pin Count	Package Name	Package Size (mm)			Pin Pitch (mm)	
			He	D	A	C	
Lead-through Type	3	TO-92A	5.40	3.80	7.50	2.50	
Flat Lead Type	6	SON-6A	3.00	1.60	0.80	0.50	
	6	SON-6B	3.00	1.60	0.80	0.50	
	6	SON-6C	2.00	1.60	0.55	0.50	
	6	SON-6D	3.00	2.90	0.80	0.95	
	5	SOT89-5A	4.25	4.50	1.50	1.50	
Gullwing Type	4	SC-82ABA	2.10	2.00	0.95	1.30	
	4	SC-82ABB	2.10	2.00	0.90	1.30	
	6	SC-88A	2.10	2.00	0.90	0.65	
	3	SOT-23A	2.80	2.90	1.15	1.90	
	5	SOT-25A	2.80	2.90	1.15	0.95	
	6	SOT-26A	2.80	2.90	1.15	0.95	
	6	SOT-26B	2.80	2.90	1.15	0.95	
	7	SOP-7B	6.20	5.00	1.55	1.27	
	8	SOP-8C	6.20	5.20	1.55	1.27	
	8	SOP-8D	6.20	5.00	1.55	1.27	
	10	SOP-10A	6.20	5.00	1.55	1.00	
	16	SOP-16B	6.20	10.20	1.55	1.27	
	28	SOP-28B	9.90	17.60	1.85	1.27	
	8	SSOP-8A	3.10	2.00	0.75	0.50	
	24	SSOP-24B	7.80	10.20	1.90	0.80	
	34	SSOP-34A	9.90	17.60	1.85	1.00	
	36	SSOP-36A	7.80	15.00	1.90	0.80	
	42	SSOP-42A	9.90	17.60	1.85	0.80	
	16	TSOP-16A	6.40	5.00	1.10	0.65	
	16	TSOP-16B	6.40	5.00	1.10	0.65	
	16	TSOP-16D	6.40	5.00	1.10	0.65	
	20	TSOP-20A	6.40	6.50	1.10	0.65	
	20	TSOP-20B	6.40	6.50	1.10	0.65	
	20	TSOP-20D	6.40	6.50	1.10	0.65	
	20	TSOP-20E	6.40	6.50	1.10	0.65	
	20	TSOP-20F	6.40	6.50	1.20	0.65	
	8	VSOP-8B	4.00	2.90	1.30	0.65	
	8	VSOP-8C	4.00	2.95	1.30	0.65	
	8	VSOP-8D	4.00	2.80	1.30	0.65	
	8	HSOP-8A	6.20	5.00	1.55	1.27	
	8	HSOP-8C	6.20	5.00	1.55	1.27	
	28	HSOP-28A	9.90	18.60	2.30	0.80	
	28	HSOP-28C	9.90	17.60	1.90	0.80	
	36	HSOP-36A	9.90	17.60	1.90	0.80	
	64	QFP-64E	16.00	16.00	1.20	0.80	
	80	QFP-80D	17.20	23.20	3.22	0.80	
	100	QFP-100A	17.20	23.20	3.22	0.65	
	3	TO-252C	9.90	6.60	2.30	2.30	
	5	TO-252-5A	9.90	6.60	2.30	1.27	
	Non-Lead Type	4	PLP-4A	1.00	1.00	0.60	0.65
4		PLP-4B	1.60	1.20	0.60	0.60	
6		PLP-6A	2.00	1.80	0.60	0.50	
10		PLP-10A	2.50	2.70	0.60	0.50	
16		SQFN-16A	3.00	3.00	0.75	0.50	
32		SQFN-32A	5.00	5.00	0.75	0.50	
4		SSON-4B	1.40	1.10	0.55	0.50	
6		SSON-6A	2.00	1.80	0.75	0.50	
6		SSON-6E	1.60	1.80	0.55	0.50	
6		SSON-6J	1.40	1.40	0.55	0.50	
6		SSON-6L	2.00	2.00	0.75	0.65	
8		SSON-8B	2.30	2.30	0.75	0.5	
8		SSON-8C	3.00	3.00	0.55	0.65	
10		SSON-10A	2.50	2.70	0.60	0.50	
20		WLCSP-20A	1.936	1.936	0.345	0.40	
25		WLCSP-25A	1.936	1.936	0.345	0.40	
48		WLCSP-48A	3.47	3.47	0.40	0.50	

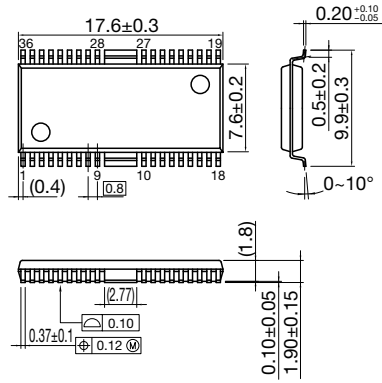
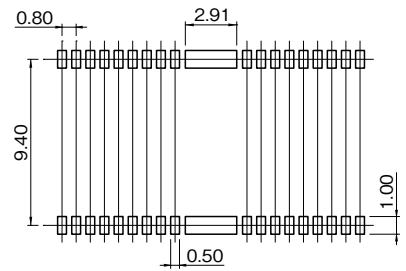
Package

Package Name	Dimensional Drawing	Recommended Land Pattern
<p>HSOP-8A</p>	 <p>Top View: 5.0 ± 0.3, 4.4 ± 0.2, 0.895max., 1.27, 0.4, $0.15^{+0.10}_{-0.05}$, 0.4 ± 0.2, 6.2 ± 0.3, $0 \sim 10^\circ$</p> <p>Side View: $0.15^{+0.10}_{-0.05}$, 0.4 ± 0.2, 6.2 ± 0.3, $0 \sim 10^\circ$</p> <p>Bottom View: 0.4 ± 0.1, $\phi 0.12$, 0.05 ± 0.05, 1.55 ± 0.15, 0.10, 1.5, 2.9, 2.7</p>	 <p>Land Pattern Dimensions: 5.8, 2.9, 3.1, 1.27, 0.6, 1.1</p>
<p>HSOP-8C</p>	 <p>Top View: 5.0 ± 0.3, 4.4 ± 0.2, 0.895MAX, 1.27, 0.4, $0.15^{+0.10}_{-0.05}$, 0.4 ± 0.2, 6.2 ± 0.3, $0 \sim 10^\circ$</p> <p>Side View: $0.15^{+0.10}_{-0.05}$, 0.4 ± 0.2, 6.2 ± 0.3, $0 \sim 10^\circ$</p> <p>Bottom View: 0.4 ± 0.1, $\phi 0.12$, 0.05 ± 0.05, 1.55 ± 0.15, 0.10, 1.5, 1.62, 1.61</p>	 <p>Land Pattern Dimensions: 5.8, 1.62, 1.61, 1.27, 0.6, 1.1</p>

Package

Package Name	Dimensional Drawing	Recommended Land Pattern
<p>HSOP-28A</p>		
<p>HSOP-28C</p>		

Package

Package Name	Dimensional Drawing	Recommended Land Pattern
<p>HSOP-36A</p>	 <p>Top view dimensions: 17.6±0.3, 7.6±0.2, 0.4, 0.8, 1, 9, 10, 18, 27, 28, 36.</p> <p>Side view dimensions: 0.20^{+0.10}/_{-0.05}, 0.5±0.2, 9.9±0.3, 0-10°.</p> <p>Detail view dimensions: 1.8, 0.10±0.05, 1.90±0.15, 0.37±0.1, 0.10, 0.12, 2.77.</p>	 <p>Land pattern dimensions: 0.80, 2.91, 9.40, 1.00, 0.50.</p>

Package

Package Name	Dimensional Drawing	Recommended Land Pattern
<p>PLP-4A</p>	<p>Top View: 1.00±0.05 (width), 1.00±0.05 (height), pins 1, 2, 3, 4.</p> <p>Side View: 0.60MAX (height), 0.07MAX (thickness), 0.05 (lead height).</p> <p>Bottom View: 0.25±0.05 (width), 0.65 (width), 0.48±0.05 (width), 45° (angle), 0.32±0.05 (width), 0.07±0.05 (width), 0.25±0.05 (width), hole diameter 0.05.</p>	<p>Land Pattern Dimensions: 0.44, 0.25, 0.18, 0.25, 0.32, 0.25, 0.65, 0.55, 0.57, 1.46.</p>
<p>PLP-4B</p>	<p>Top View: 1.20±0.05 (width), 1.60±0.05 (height), pins 1, 2, 3, 4.</p> <p>Side View: 0.6MAX (height), (0.07) (thickness), 0.05 (lead height).</p> <p>Bottom View: 0.60 (width), (1.0) (width), (0.7) (width), 0.20±0.05 (width), 0.30±0.05 (width), hole diameter 0.05.</p>	<p>Land Pattern Dimensions: 0.45, 0.60, 0.70, 1.00, 2.10, 0.30.</p>

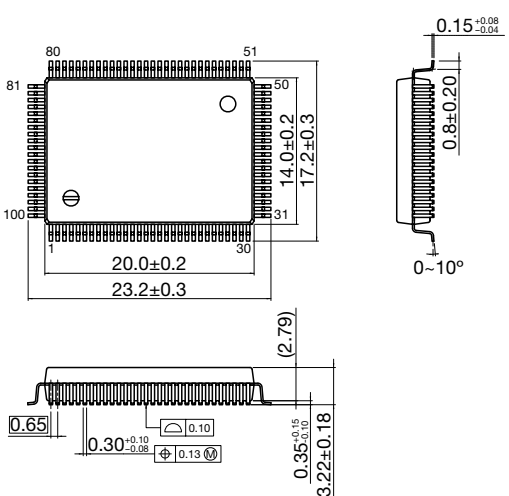
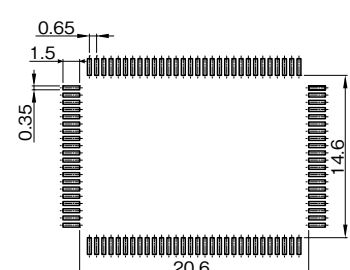
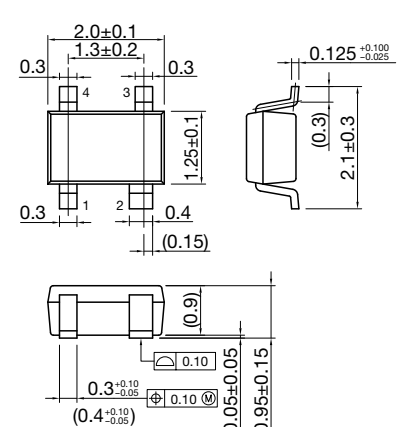
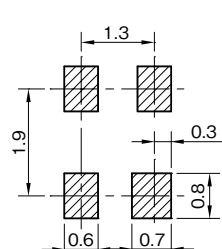
Package

Package Name	Dimensional Drawing	Recommended Land Pattern
<p>PLP-6A</p>	<p>Dimensional drawing of PLP-6A package showing top, side, and bottom views. Key dimensions include: 1.80±0.05, 2.00±0.05, 0.6max., 0.30±0.05, (0.1), (1.6), (1.0), 0.25±0.05, 0.20±0.05, 0.05, 0.05, 0.05.</p>	<p>Recommended land pattern for PLP-6A showing dimensions: 0.50, 1.60, 1.00, 1.95, 2.40, 0.45, 0.35, 0.25.</p>
<p>PLP-10A</p>	<p>Dimensional drawing of PLP-10A package showing top, side, and bottom views. Key dimensions include: 2.70±0.05, 10, 6, 2.50±0.05, 1, 5, 0.6max., 0.30±0.05, 0.10±0.05, 0.25±0.05, (2.30), 1.50, 0.20±0.05, 0.05, 0.05, 0.05, Ø0.50.</p>	<p>Recommended land pattern for PLP-10A showing dimensions: 0.50, 2.30, 0.50, 1.50, 2.40, 2.90, 0.35, 0.25.</p>

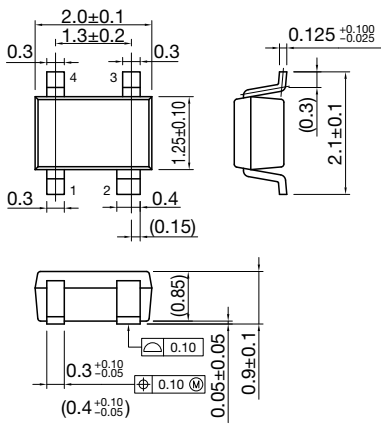
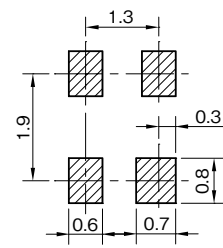
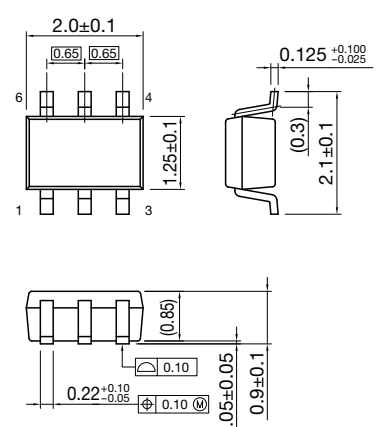
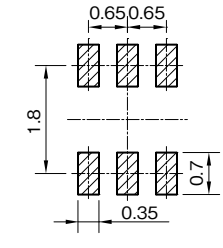
Package

Package Name	Dimensional Drawing	Recommended Land Pattern
<p>QFP-64E</p>	<p>Top view dimensions: 14.0±0.2, 16.0±0.3, 14.0±0.2, 16.0±0.3. Pin counts: 46, 33, 32, 17, 16, 1. Pin 1 location: 49, 64. Lead thickness: 0.15^{+0.10}/_{-0.06}. Lead height: 0.6±0.2. Lead angle: 0~10°. Lead width: 0.8. Lead thickness: 0.37^{+0.10}/_{-0.07}. Lead thickness tolerance: ±0.05. Lead thickness: 1.2 max. Lead thickness: (1.0).</p>	<p>Land pattern dimensions: 14.6, 14.6, 0.8, 1.3, 0.5.</p>
<p>QFP-80D</p>	<p>Top view dimensions: 20.0±0.20, 23.2±0.30, 14.0±0.20, 17.2±0.30. Pin counts: 64, 41, 40, 25, 24, 1, 80. Lead thickness: 0.15^{+0.10}/_{-0.02}. Lead height: 0.8±0.20. Lead angle: 0~10°. Lead width: 0.8. Lead thickness: 0.38±0.08. Lead thickness: 0.35^{+0.15}/_{-0.10}. Lead thickness: 3.22±0.18. Lead thickness: (2.79).</p>	<p>Land pattern dimensions: 20.4, 14.4, 0.8, 1.5, 0.5.</p>

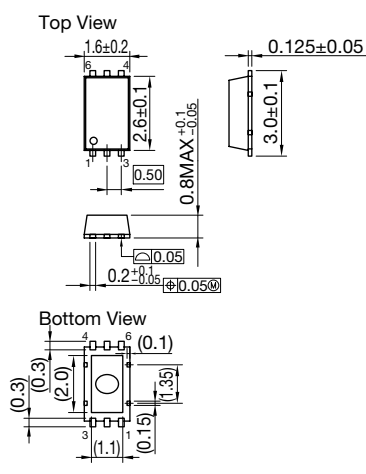
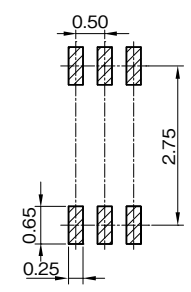
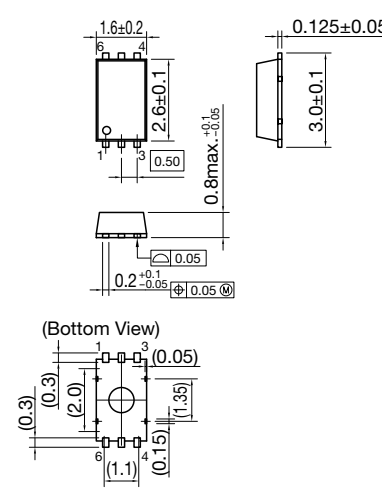
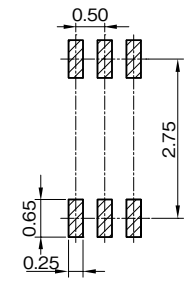
Package

Package Name	Dimensional Drawing	Recommended Land Pattern
<p>QFP-100A</p>	 <p>Top view dimensions: 20.0±0.2, 23.2±0.3, 14.0±0.2, 17.2±0.3, 0.65, 0.30±0.10, 0.10, 0.13, 0.35±0.15, 3.22±0.18, (2.79), 0.65, 0.30±0.10, 0.10, 0.13, 0.35±0.15, 3.22±0.18.</p> <p>Side view dimensions: 0.15±0.08, 0.8±0.20, 0-10°.</p>	 <p>Land pattern dimensions: 0.65, 1.5, 0.35, 20.6, 14.6.</p>
<p>SC-82ABA</p>	 <p>Top view dimensions: 2.0±0.1, 1.3±0.2, 0.3, 0.3, 1.25±0.1, 0.3, 0.3, 0.4, (0.15), 0.3, 0.3, 0.4, (0.15).</p> <p>Side view dimensions: 0.125±0.100, (0.3), 2.1±0.3.</p> <p>Lead view dimensions: (0.9), 0.05±0.05, 0.95±0.15, 0.3±0.10, (0.4±0.05), 0.10, 0.10.</p>	 <p>Land pattern dimensions: 1.3, 1.9, 0.3, 0.8, 0.6, 0.7.</p>

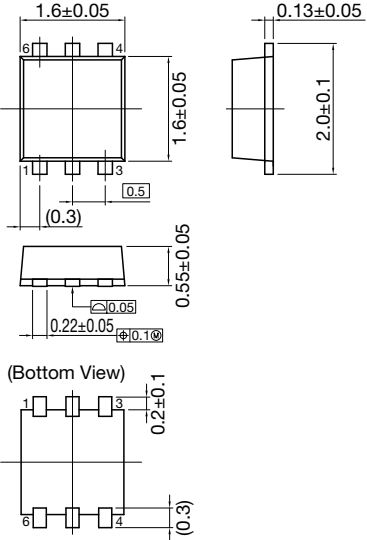
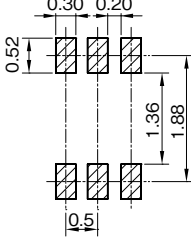
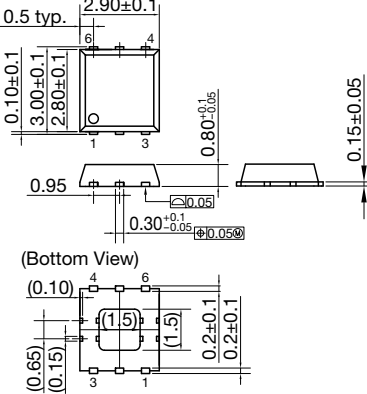
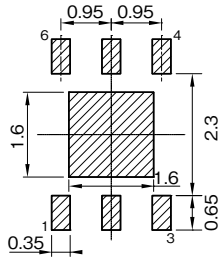
Package

Package Name	Dimensional Drawing	Recommended Land Pattern
<p>SC-82ABB</p>	 <p>Top view dimensions: 2.0±0.1, 1.3±0.2, 0.3, 0.3, 1.25±0.10, 0.3, 0.3, 0.4, (0.15)</p> <p>Side view dimensions: 0.125^{+0.100}/_{-0.025}, (0.3), 2.1±0.1</p> <p>Bottom view dimensions: (0.85), 0.3^{+0.10}/_{-0.05}, (0.4^{+0.10}/_{-0.05}), 0.05±0.05, 0.9±0.1, 0.10, 0.10</p>	 <p>Land pattern dimensions: 1.3, 1.9, 0.3, 0.8, 0.6, 0.7</p>
<p>SC-88A</p>	 <p>Top view dimensions: 2.0±0.1, (0.65), (0.65), 6, 4, 1.25±0.1, 1, 3</p> <p>Side view dimensions: 0.125^{+0.100}/_{-0.025}, (0.3), 2.1±0.1</p> <p>Bottom view dimensions: (0.85), 0.22^{+0.10}/_{-0.05}, (0.05±0.05), 0.9±0.1, 0.10, 0.10</p>	 <p>Land pattern dimensions: 0.65, 0.65, 1.8, 0.7, 0.35</p>

Package

Package Name	Dimensional Drawing	Recommended Land Pattern
<p style="text-align: center;">SON-6A</p>	 <p>Top View</p> <p>Bottom View</p>	
<p style="text-align: center;">SON-6B</p>	 <p>Top View</p> <p>(Bottom View)</p>	

Package

Package Name	Dimensional Drawing	Recommended Land Pattern
<p>SON-6C</p>	 <p>Top View: 1.6 ± 0.05 (width), 1.6 ± 0.05 (height), 0.5 (pitch), (0.3) (lead width), 0.13 ± 0.05 (lead height), 2.0 ± 0.1 (total height).</p> <p>Side View: 0.55 ± 0.05 (height), 0.22 ± 0.05 (lead length), $\phi 0.10$ (lead diameter).</p> <p>(Bottom View): 0.2 ± 0.1 (lead width), (0.3) (pitch).</p>	 <p>Land Pattern: 0.30 (pad width), 0.20 (pad length), 0.52 (pitch), 1.36 (total width), 1.88 (total length), 0.5 (pitch).</p>
<p>SON-6D</p>	 <p>Top View: 0.5 typ. (lead length), 2.90 ± 0.1 (width), 0.10 ± 0.1 (lead width), 3.00 ± 0.1 (pitch), 2.80 ± 0.1 (pitch), 0.80 ± 0.05 (height), 0.15 ± 0.05 (lead height).</p> <p>Side View: 0.95 (lead length), 0.30 ± 0.05 (lead length), $\phi 0.05$ (lead diameter).</p> <p>(Bottom View): (0.10) (lead width), (0.65) (pitch), (0.15) (pitch), (1.5) (pitch), (1.5) (pitch), 0.2 ± 0.1 (lead width), 0.2 ± 0.1 (lead width).</p>	 <p>Land Pattern: 0.95 (pad width), 0.95 (pad length), 1.6 (total width), 2.3 (total length), 0.65 (pitch), 0.35 (pitch), 1.6 (pitch), 0.35 (pitch).</p>

Package

Package Name	Dimensional Drawing	Recommended Land Pattern
<p style="text-align: center;">SOP-7B</p>		
<p style="text-align: center;">SOP-8C</p>		

Package

Package Name	Dimensional Drawing	Recommended Land Pattern
<p>SOP-8D</p>		
<p>SOP-10A</p>		

Package

Package Name	Dimensional Drawing	Recommended Land Pattern
<p>SOP-16B</p>		
<p>SOP-28B</p>		

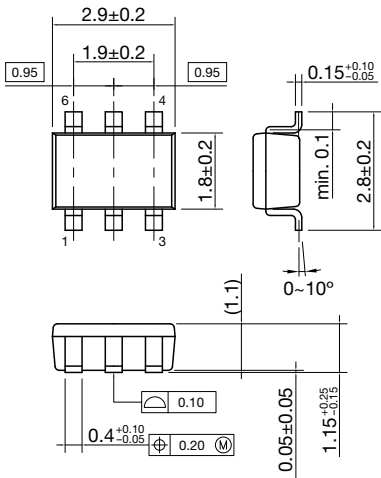
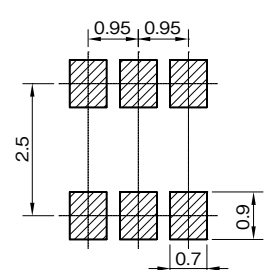
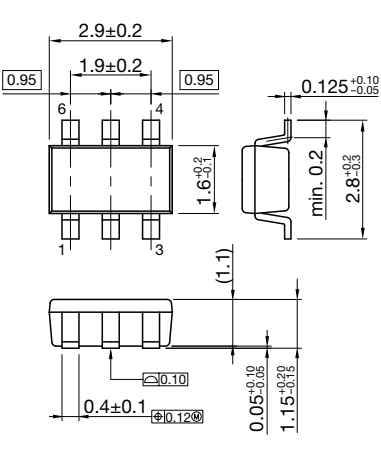
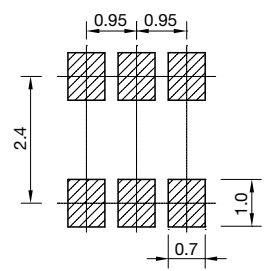
for package

Package

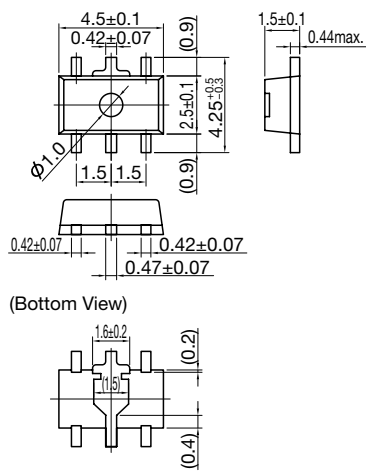
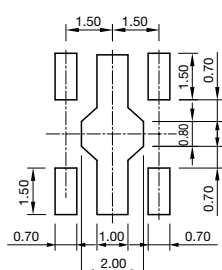
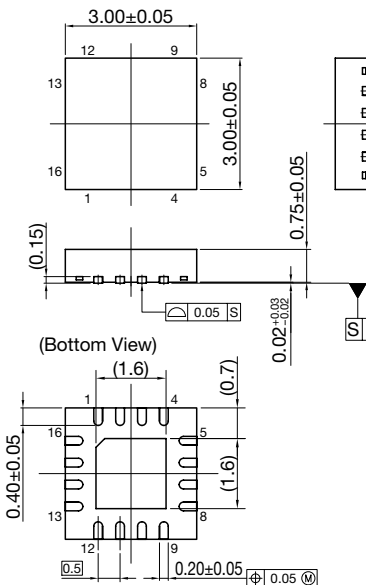
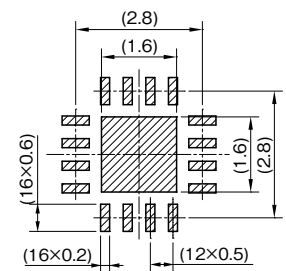
Package

Package Name	Dimensional Drawing	Recommended Land Pattern
<p>SOT-23A</p>	<p>Top view dimensions: 2.9±0.2, 1.9, 0.95, 0.95. Pin 3 is centered. Side view dimensions: 1.6±0.2, 0.15±0.10, min. 0.2, 2.8±0.2. Detail view dimensions: 0.4±0.10, 0.05±0.10, 1.15±0.25, (1.1), 0.10.</p>	<p>Land pattern dimensions: Pad width 0.7, pad height 1.0, pad spacing 0.95, 0.95, total width 2.4.</p>
<p>SOT-25A</p>	<p>Top view dimensions: 2.9±0.2, 1.9±0.2, 0.95, 0.95. Pin 5 is centered. Side view dimensions: 1.6±0.2, 0.15±0.10, min. 0.2, 2.8±0.2. Detail view dimensions: 0.4±0.10, 0.05±0.05, 1.15±0.25, (1.1), 0.10, 0.20.</p>	<p>Land pattern dimensions: Pad width 0.7, pad height 1.0, pad spacing 0.95, 0.95, total width 2.4.</p>

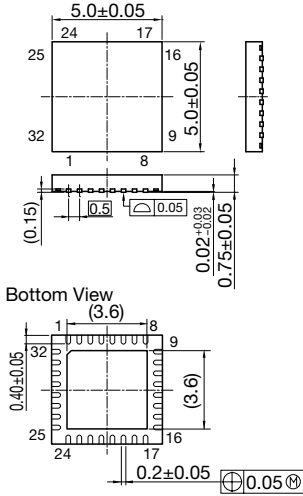
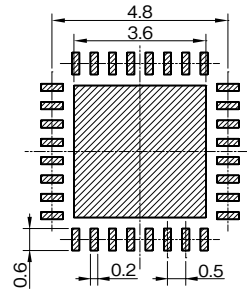
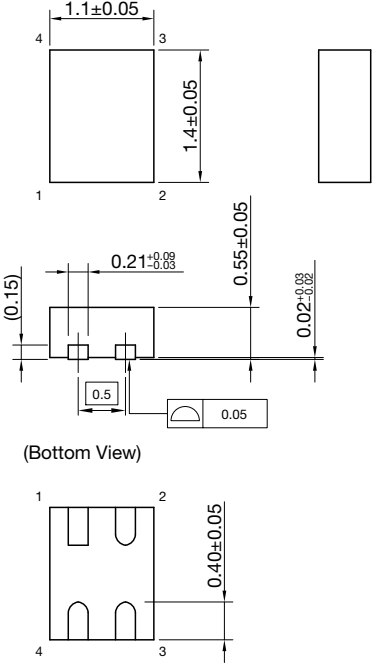
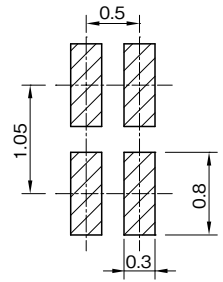
Package

Package Name	Dimensional Drawing	Recommended Land Pattern
<p>SOT-26A</p>		
<p>SOT-26B</p>		

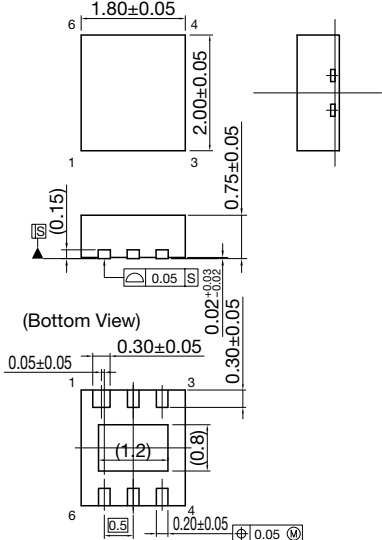
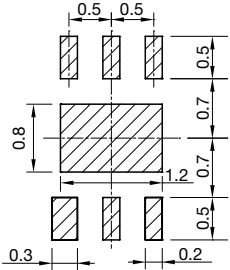
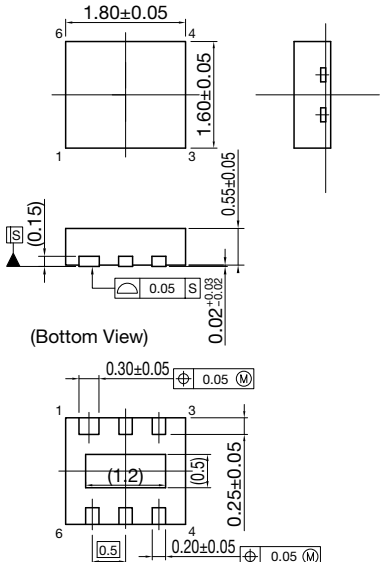
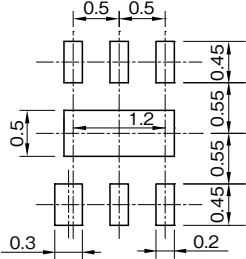
Package

Package Name	Dimensional Drawing	Recommended Land Pattern
<p>SOT89-5A</p>	 <p>Top View: 4.5 ± 0.1, 0.42 ± 0.07 (0.9), 2.5 ± 0.1, $4.25^{+0.3}_{-0.3}$, $\phi 1.0$, 1.5, 1.5 (0.9)</p> <p>Side View: 1.5 ± 0.1, 0.44max.</p> <p>Bottom View: 0.42 ± 0.07, 0.42 ± 0.07, 0.47 ± 0.07</p> <p>(Bottom View): 1.6 ± 0.2 (0.2), 0.4</p>	 <p>Land Pattern Dimensions: 1.50, 1.50, 1.50, 0.70, 0.80, 0.70, 1.00, 2.00, 0.70</p>
<p>SQFN-16A</p>	 <p>Top View: 3.00 ± 0.05, 12, 9, 13, 8, 3.00 ± 0.05, 16, 5, 1, 4</p> <p>Side View: 0.15, 0.75 ± 0.05, 0.05 S, $0.02^{+0.02}_{-0.02}$, S</p> <p>(Bottom View): 0.40 ± 0.05, 16, 13, 12, 9, 8, 5, 4, 1, 1.6 (0.7), 1.6 (1.6), 0.20 ± 0.05, $\phi 0.05$ (M)</p>	 <p>Land Pattern Dimensions: (2.8), (1.6), (16×0.6), (16×0.2), (12×0.5), (1.6), (2.8)</p>

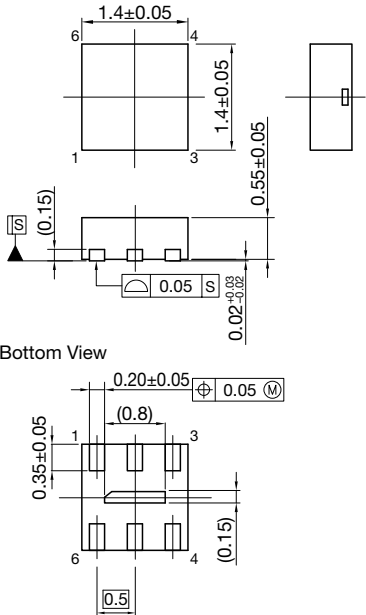
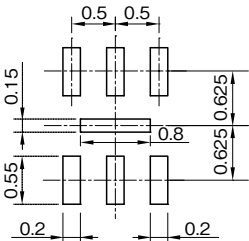
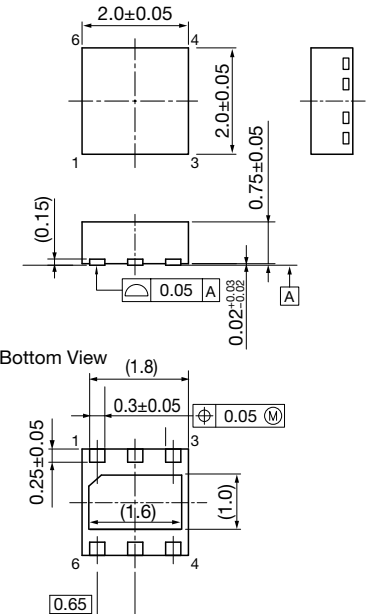
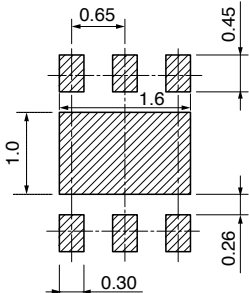
Package

Package Name	Dimensional Drawing	Recommended Land Pattern
<p>SQFN-32A</p>	 <p>Top View: 5.0±0.05, 24, 17, 25, 16, 32, 9, 5.0±0.05, 1, 8</p> <p>Side View: (0.15), 0.5, 0.05, 0.02±0.03, 0.75±0.05</p> <p>Bottom View: (3.6), 1, 8, 9, 0.40±0.05, 32, 25, 24, 17, 16, 0.2±0.05, 0.05</p>	 <p>4.8, 3.6, 0.6, 0.2, 0.5</p>
<p>SSON-4B</p>	 <p>Top View: 1.1±0.05, 4, 3, 1, 2, 1.4±0.05</p> <p>Side View: (0.15), 0.21±0.03, 0.55±0.05, 0.02±0.03, 0.5, 0.05</p> <p>Bottom View: 1, 2, 4, 3, 0.40±0.05</p>	 <p>0.5, 1.05, 0.8, 0.3</p>

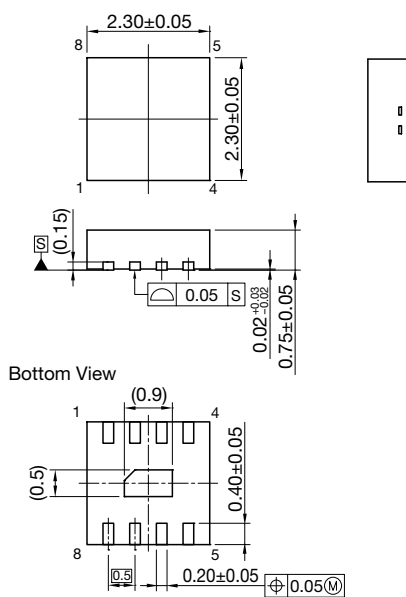
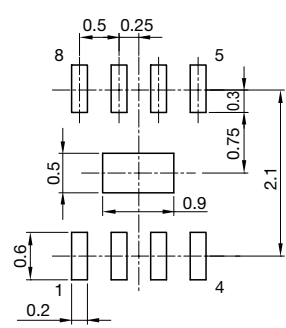
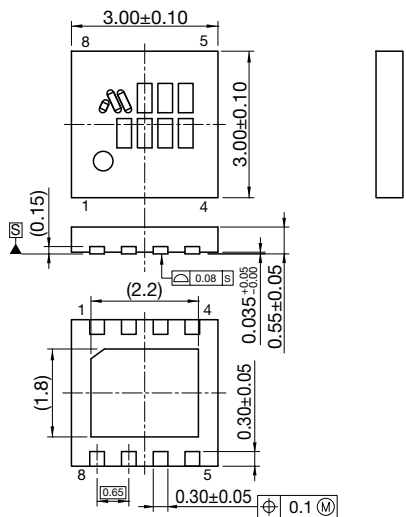
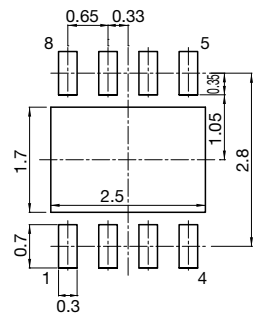
Package

Package Name	Dimensional Drawing	Recommended Land Pattern
SSON-6A	 <p>Top View: 1.80±0.05 (width), 2.00±0.05 (height)</p> <p>Side View: 0.75±0.05 (height), (0.15) (lead height)</p> <p>(Bottom View): 0.30±0.05 (pitch), 0.05±0.05 (lead width), 0.02±0.03 (lead thickness), 0.30±0.05 (lead length), 0.20±0.05 (lead width), 0.05 (lead width), 0.05 (lead width), 0.05 (lead width)</p>	 <p>Land Pattern Dimensions: 0.5 (pad width), 0.5 (pad width), 0.5 (pad width), 0.8 (pad length), 0.7 (pad length), 1.2 (pad length), 0.7 (pad length), 0.5 (pad length), 0.3 (pad length), 0.2 (pad length)</p>
SSON-6E	 <p>Top View: 1.80±0.05 (width), 1.60±0.05 (height)</p> <p>Side View: 0.55±0.05 (height), (0.15) (lead height)</p> <p>(Bottom View): 0.30±0.05 (pitch), 0.05±0.05 (lead width), 0.02±0.03 (lead thickness), 0.25±0.05 (lead length), 0.20±0.05 (lead width), 0.05 (lead width), 0.05 (lead width), 0.05 (lead width)</p>	 <p>Land Pattern Dimensions: 0.5 (pad width), 0.5 (pad width), 0.5 (pad width), 0.5 (pad length), 1.2 (pad length), 0.55 (pad length), 0.45 (pad length), 0.45 (pad length), 0.3 (pad length), 0.2 (pad length)</p>

Package

Package Name	Dimensional Drawing	Recommended Land Pattern
<p>SSON-6J</p>	 <p>Top View: 1.4±0.05 (width), 1.4±0.05 (height), pins 1, 3, 4, 6.</p> <p>Side View: 0.55±0.05 (height), 0.02^{+0.02}_{-0.02} (lead height), 0.05 (lead width), 0.15 (fillet radius).</p> <p>Bottom View: 0.20±0.05 (pin pitch), 0.05 (pin width), 0.35±0.05 (lead width), 0.8 (lead length), 0.15 (lead thickness), 0.5 (lead width).</p>	 <p>Land Pattern: 0.5 (pad width), 0.5 (pad width), 0.15 (pad height), 0.8 (lead length), 0.625 (lead length), 0.55 (lead length), 0.2 (lead width), 0.2 (lead width).</p>
<p>SSON-6L</p>	 <p>Top View: 2.0±0.05 (width), 2.0±0.05 (height), pins 1, 3, 4, 6.</p> <p>Side View: 0.75±0.05 (height), 0.02^{+0.02}_{-0.02} (lead height), 0.05 (lead width), 0.15 (fillet radius), A (lead angle).</p> <p>Bottom View: 1.8 (width), 0.3±0.05 (pin pitch), 0.05 (pin width), 0.25±0.05 (lead width), 1.6 (lead length), 1.0 (lead length), 0.65 (lead width).</p>	 <p>Land Pattern: 0.65 (pad width), 0.45 (pad height), 1.0 (lead length), 1.6 (lead length), 0.30 (lead width), 0.26 (lead width).</p>

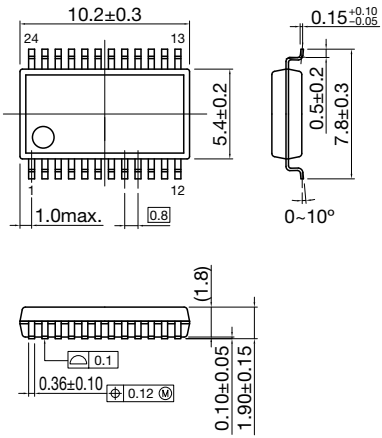
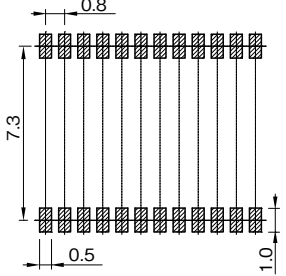
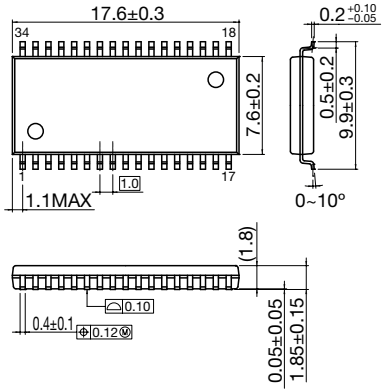
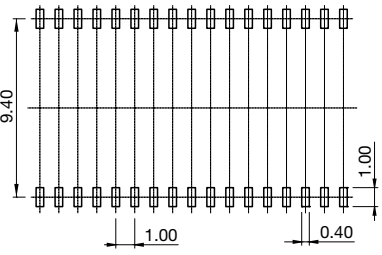
Package

Package Name	Dimensional Drawing	Recommended Land Pattern
<p>SSON-8B</p>	 <p>Top View: 2.30±0.05, 8, 5, 2.30±0.05, 1, 4</p> <p>Side View: (0.15), 0.05, 0.02±0.002, 0.75±0.05</p> <p>Bottom View: (0.9), 1, 4, 0.40±0.05, 8, 5, 0.5, 0.20±0.05, 0.05 (M)</p>	 <p>Dimensions: 0.5, 0.25, 8, 5, 0.3, 0.75, 2.1, 0.5, 0.9, 0.6, 1, 0.2, 4</p>
<p>SSON-8C</p>	 <p>Top View: 3.00±0.10, 8, 5, 3.00±0.10, 1, 4</p> <p>Side View: (0.15), 0.08, 0.035±0.005, 0.55±0.05</p> <p>Bottom View: (2.2), 1, 4, 0.03±0.05, 0.30±0.05, 8, 5, (1.8), 0.65, 0.30±0.05, 0.1 (M)</p>	 <p>Dimensions: 0.65, 0.33, 8, 5, 0.3, 1.7, 2.8, 1.05, 2.5, 0.7, 0.3, 4</p>

Package

Package Name	Dimensional Drawing	Recommended Land Pattern
<p>SSON-10A</p>	<p>Top View: Overall width 2.7, pin pitch 0.5, pin width 0.15, pin length 0.55, pin offset 0.02. Pin positions 1, 5, 6, 10 are marked.</p> <p>Side View: Pin height 0.05, lead thickness 0.02, lead angle A.</p> <p>Bottom View: Pin pitch 0.3, pin width 0.1, pin length 0.25, pin offset 0.05. Pin positions 1, 5, 10, 6 are marked. Internal dimensions (2.3) and (1.5) are shown.</p>	<p>Land Pattern: Pin pitch 0.50, pad width 0.45, pad length 1.50, pad offset 0.20. Total width 2.30, total length 2.90.</p>
<p>SSOP-8A</p>	<p>Top View: Pin pitch 0.5, pin width 0.25, pin length 2.0±0.3, pin offset 0.5. Pin positions 8, 5, 4 are marked.</p> <p>Side View: Pin height 0.13, lead thickness MIN0.1, lead length 3.1±0.3, lead angle 0-10°.</p> <p>Bottom View: Pin pitch 0.7, pin width 0.1, pin length 0.2±0.05, pin offset 0.1. Pin positions 8, 5, 4 are marked. Internal dimensions (0.25) and (0.7) are shown.</p>	<p>Land Pattern: Pin pitch 0.50, pad width 0.55, pad length 3.05, pad offset 0.25.</p>

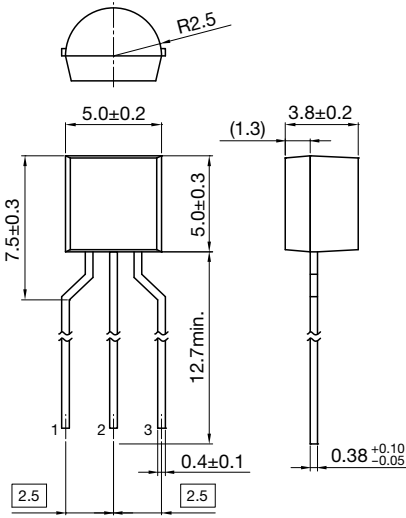

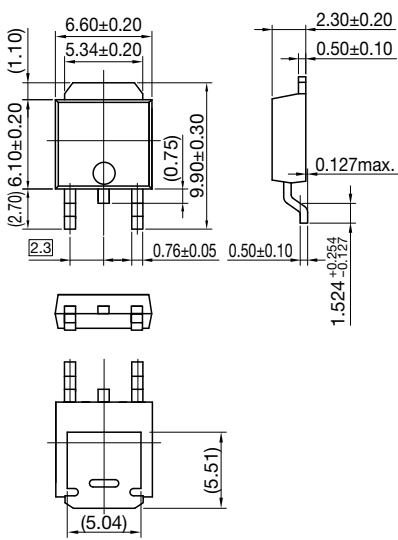
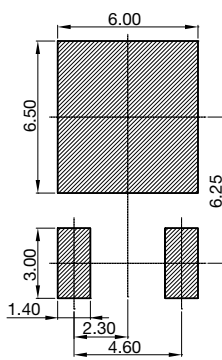
Package

Package Name	Dimensional Drawing	Recommended Land Pattern
<p>SSOP-24B</p>		
<p>SSOP-34A</p>		

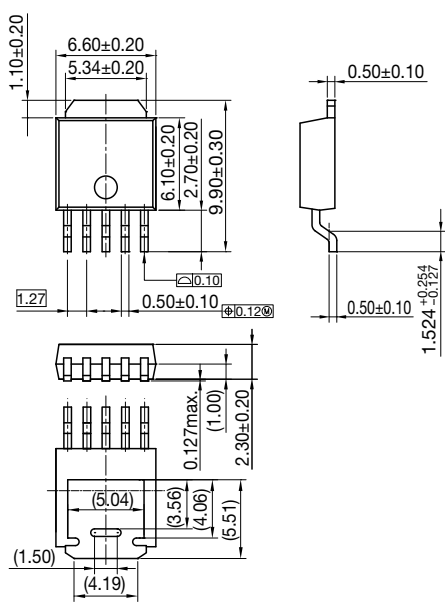
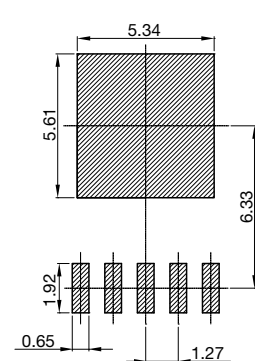
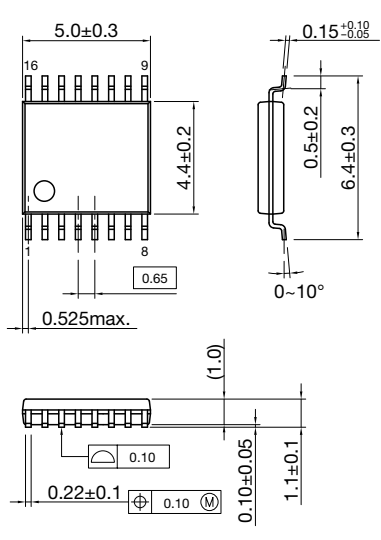
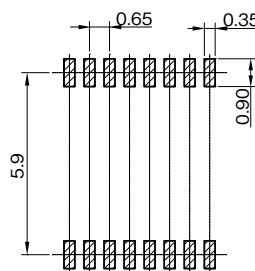
Package

Package Name	Dimensional Drawing	Recommended Land Pattern
<p>SSOP-36A</p>	<p>Top view: 15.0±0.3, 36, 19, 18, 1.0max., 0.8</p> <p>Side view: 5.4±0.2, 0.15±0.10/-0.05, 0.5±0.2, 7.8±0.3, 0~10°</p> <p>End view: 1.8, 0.4±0.1, 0.10±0.05, 1.90±0.10</p>	<p>Land pattern dimensions: 0.8, 9.4, 0.5, 1.0</p>
<p>SSOP-42A</p>	<p>Top view: 17.6±0.3, 42, 23, 21, 1.1max., 0.8</p> <p>Side view: 7.6±0.2, 0.2±0.10/-0.05, 0.5±0.2, 9.9±0.3, 0~10°</p> <p>End view: 1.8, 0.35±0.10, 0.12, 0.1, 0.05±0.05, 1.85±0.15</p>	<p>Land pattern dimensions: 0.8, 9.4, 0.5, 1.0</p>

Package

Package Name	Dimensional Drawing	Recommended Land Pattern
<p>TO-92A</p>	 <p>Dimensional drawing of TO-92A package showing top, side, and detail views. Dimensions include: top diameter 5.0±0.2, height 7.5±0.3, lead length 12.7 min., lead diameter 0.4±0.1, and lead thickness 0.38 (+0.10/-0.05).</p>	 <p>Recommended land pattern for TO-92A, showing a square pad with a diameter of 6.00 mm.</p>
<p>TO-252C</p>	 <p>Dimensional drawing of TO-252C package showing top, side, and bottom views. Dimensions include: top diameter 6.60±0.20, lead diameter 0.76±0.05, lead length 1.524 (+0.254/-0.127), and lead thickness 0.127 max.</p>	 <p>Recommended land pattern for TO-252C, showing a square pad with a diameter of 6.00 mm and a lead diameter of 2.30 mm.</p>

Package

Package Name	Dimensional Drawing	Recommended Land Pattern
<p>TO-252-5A</p>	 <p>Top view dimensions: 6.60±0.20, 5.34±0.20, 6.10±0.20, 2.70±0.20, 9.90±0.30, 1.10±0.20, 1.27, 0.50±0.10, 0.10, 0.12, 0.50±0.10, 1.524^{+0.254}/_{-0.127}.</p> <p>Side view dimensions: 0.50±0.10, 1.524^{+0.254}/_{-0.127}.</p> <p>Detail view dimensions: 0.127max., (1.00), 2.30±0.20, (6.04), (3.56), (4.06), (5.51), (1.50), (4.19).</p>	 <p>Land pattern dimensions: 5.34, 5.61, 6.33, 1.92, 0.65, 1.27.</p>
<p>TSOP-16A</p>	 <p>Top view dimensions: 5.0±0.3, 4.4±0.2, 0.65, 0.525max., 16, 9.</p> <p>Side view dimensions: 0.15^{+0.10}/_{-0.05}, 0.5±0.2, 6.4±0.3, 0~10°.</p> <p>Detail view dimensions: (1.0), 0.10, 0.22±0.1, 0.10, 0.10±0.05, 1.1±0.1.</p>	 <p>Land pattern dimensions: 0.65, 0.35, 5.9, 0.90.</p>

Package

Package Name	Dimensional Drawing	Recommended Land Pattern
<p>TSOP-16B</p>		
<p>TSOP-16D</p>		

Package

Package Name	Dimensional Drawing	Recommended Land Pattern
<p>TSOP-20A</p>	<p>Top View: 6.5±0.3, 4.4±0.2, 0.65, 0.625max.</p> <p>Side View: 0.15^{+0.10}/_{-0.05}, 0.5±0.2, 6.4±0.3, 0~10°</p> <p>Bottom View: 1.0, 0.10, 0.22±0.10, 0.1±0.05, 1.1±0.1</p>	<p>Pin spacing: 0.65, 0.35</p> <p>Pin width: 0.90</p> <p>Pin length: 5.9</p>
<p>TSOP-20B</p>	<p>Top View: 6.5±0.3, 4.4±0.2, 0.65, 0.625MAX</p> <p>Side View: 0.127^{+0.10}/_{-0.06}, 0.5±0.2, 6.4±0.3, 0~10°</p> <p>Bottom View: (0.9), 0.10, 0.22±0.10, 0.10, 1.1MAX</p> <p>Bottom View: (4.2), (3.0)</p>	<p>Pin spacing: 0.65, 0.35</p> <p>Pin width: 0.90</p> <p>Pin length: 5.9</p> <p>Inner dimensions: 4.20, 3.00</p>

Package

Package Name	Dimensional Drawing	Recommended Land Pattern
<p>TSOP-20D</p>		
<p>TSOP-20E</p>		

Package

Package Name	Dimensional Drawing	Recommended Land Pattern
<p>TSOP-20F</p>	<p>Top View: 6.5±0.3, 4.4±0.2, 0.65, 11, 20, 10</p> <p>Side View: 0.127±0.008, 0.6±0.1, 6.4±0.3, 0-8°</p> <p>Bottom View: 0.24±0.05, 0.1±0.05, 1.20MAX, 1.0, 0.10, 0.10, 1, 10, 20, 11, 3.99, 2.80</p>	<p>Dimensions: 7.72, 5.94, 3.00, 4.16, 1.78, 0.65, 0.40, 3.19</p>
<p>VSOP-8B</p>	<p>Top View: 2.9±0.1, 2.8±0.2, 0.65, 8, 5, 1, 4</p> <p>Side View: 0.125^{+0.10}/_{-0.05}, 0.45±0.20, 4.0±0.3, 0-10°</p> <p>Bottom View: 0.2±0.1, 0.10±0.05, 1.1, 1.3max, 0.10, 0.12, 1</p>	<p>Dimensions: 0.65, 3.55, 0.95, 0.35</p>

Package

Package Name	Dimensional Drawing	Recommended Land Pattern
<p>VSOP-8C</p>		
<p>VSOP-8D</p>		

Package

Package Name	Dimensional Drawing	Recommended Land Pattern
<p>WLCSP-20A</p>	<p>(Bottom View)</p>	
<p>WLCSP-25A</p>	<p>(Bottom View)</p>	

Package

Package Name	Dimensional Drawing	Recommended Land Pattern
<p>WLCSP-48A</p>	<p>3.47±0.03</p> <p>0.4±0.025</p> <p>0.24±0.03</p> <p>0.03</p> <p>(Bottom View)</p> <p>0.50</p> <p>0.32±0.05</p> <p>0.05</p>	<p>0.5</p> <p>0.25</p>